



Introductory sub-table (I)(a)

Name of the Company:		JBM AUTO LIMITED	
Scrip Code, Name of the scrip, class of security:		532605, JBM Auto Limited, Equity	
Quarter ended:		31st December, 2014	
Partly paid-up shares:-		No. of partly paid-up shares	As a % of total no. of partly paid-up shares
Held by promoter/promoter group		0	0
Held by public		0	0
Total - D		0	0
Outstanding convertible securities:-			
No. of outstanding securities		As a % of total no. of outstanding convertible securities	
Held by promoter/promoter group		0	0
Held by public		0	0
Total - E		0	0
Warrants:-			
No. of warrants		As a % of total no. of warrants	
Held by promoter/promoter group		0	0
Held by public		0	0
Total - F		0	0
Total paid-up capital or the company, assuming full conversion of warrants and convertible securities		40795364	
		100	




Statement Showing Shareholding Pattern

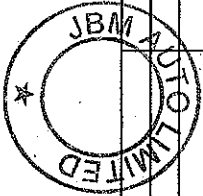
		Table (D)(a)					Total shareholding as a percentage of total number of shares		Shares Pledged or otherwise encumbered	
Category code	Category of Shareholder	Number of Shareholders	Total number of shares	Number of shares held in dematerialized form	As a percentage of (A+B) (VI)	As a percentage of (A+B+C) (VII)	Number of shares (VIII)	As a percentage (IX) = (VIII)/(IV)*100		
(A)	Shareholding of Promoter and Promoter Group	(III)	(IV)	(V)	(VI)	(VII)	(VIII)	(IX) = (VIII)/(IV)*100		
1	Indian									
(a)	Individuals/ Hindu Undivided Family	8	1153884	1153884	2.83	2.83	0.00	0.00		
(b)	Central Government/ State Government(s)	0	0	0	0.00	0.00	0.00	0.00		
(c)	Bodies Corporate	8	24129540	24129540	59.15	59.15	0.00	0.00		
(d)	Financial Institutions/ Banks	0	0	0	0.00	0.00	0.00	0.00		
(e)	Any Others(Specify)	0	0	0	0.00	0.00	0.00	0.00		
	Sub Total(A)(1)	16	25283424	25283424	61.98	61.98	0	0.00		
2	Foreign									
a	Individuals (Non-Residents Individuals/ Foreign Individuals)	0	0	0	0.00	0.00		0.00		
b	Bodies Corporate	0	0	0	0.00	0.00		0.00		
c	Institutions	0	0	0	0.00	0.00		0.00		
d	Any Others(Specify)	0	0	0	0.00	0.00		0.00		
d-i					0.00	0.00		0.00		
d-ii					0.00	0.00		0.00		
	Sub Total(A)(2)	0	0	0	0.00	0.00	0	0.00		
	Total Shareholding of Promoter and	16	25283424	25283424	61.98	61.98	0	0.00		



(B)	Public shareholding								
1	Institutions								
(a)	Mutual Funds/ UTT	1	1200	0	0	0.00	0.00		
(b)	Financial Institutions / Banks	2	1200	0	0	0.00	0.00		
(c)	Central Government/ State Government(s)	0	0	0	0	0.00	0.00		
(d)	Venture Capital Funds	0	0	0	0	0.00	0.00		
(e)	Insurance Companies	1	4320	4320	0	0.01	0.01		
(f)	Foreign Institutional Investors	1	480	0	0	0.00	0.00		
(g)	Foreign Venture Capital Investors	0	0	0	0	0.00	0.00		
(h)	Any Other (specify)	0	0	0	0	0.00	0.00		
(h-i)						0.00	0.00		
	Sub-Total (B)(1)	5	7200	4320		0.02	0.02		
B 2	Non-institutions								
(a)	Bodies Corporate	442	9255205	9246325		22.69	22.69		
(b)	Individuals:								
I	Individuals - i. Individual shareholders holding nominal share capital up to Rs 1 lakh	10551	3275062	2980652		8.03	8.03		
II	ii. Individual shareholders holding nominal share capital in excess of Rs. 1 lakh.	31	2738976	2738976		6.71	6.71		
(c)	Any Other (specify)	0	0	0		0.00	0.00		
(c-i)	NRI	135	235497	235497		0.58	0.58		
(c-ii)									
	Sub-Total (B)(2)	11159	15504740	15201450		38.01	38.01		
(B)	Total Public Shareholding (B)= (B)(1)+(B)(2)	11164	15511940	15205770		38.02	38.02		




	TOTAL (A)+(B)	11180	40795364	40489194	100.00	100.00		
(C)	Shares held by Custodians and against which Depository Receipts have been issued							
1	Promoter and Promoter Group	0	0	0	0	0.00	0	0.00
2	Public	0	0	0	0	0.00	0	0
	Sub-Total (C)	0	0	0		0	0	0
	GRAND TOTAL (A)+(B)+(C)	11180	40795364	40489194	100	100.00	0	0.00




Sr.No	Notes
1	
2	
3	
4	
5	
6	
7	
8	
9	

NIL



(D)(c)(i) Statement showing holding of securities (including shares, warrants, convertible securities) of persons belonging to the category "Public" and holding more than 1% of the total number of shares

Sr. No.	Name of the shareholder	Number of shares held	Shares as a percentage of total number of shares i.e., Grand Total (A)+(B)+(C) indicated in Statement at para (D)(a) above}	Details of warrants		Details of convertible securities		Total shares (including underlying shares assuming full conversion of warrants and convertible securities) as a % of diluted share capital
				Number of warrants held	As a % total number of warrants of the same class	Number of convertible securities held	% w.r.t total number of convertible securities of the same class	
1	Zeal Impex and Traders Pvt. Ltd.	4018968	9.85					
2	Amity Infotech Ltd	4000000	9.81					
3	Anil Kumar Goel	748000	1.83					
TOTAL		8766968	21.49	0	0	0	0	0




(D)(c)(ii) Statement showing holding of securities (including shares, warrants, convertible securities) of persons (together with PAC) belonging to the category "Public" and holding more than 5% of the total number of shares of the company

Sr. No.	Name(s) of the shareholder(s) and the Persons Acting in Concert (PAC) with them	Number of shares	Shares as a percentage of total number of shares i.e., Grand Total (A)+(B)+(C) indicated in Statement at para (D)(a) above}	Details of warrants		Details of convertible securities		Total shares (including underlying shares assuming full conversion of warrants and convertible securities) as a % of diluted share capital
				Number of warrants	As a % total number of warrants of the same class	Number of convertible securities held	% w.r.t total number of convertible securities of the same class	
1	Zeal Impex and Traders Pvt. Ltd.	4018968	9.85		0		0	
2	Arnity Infotech Ltd	4000000	9.81		0		0	
TOTAL		8018968	19.66	0	0	0	0	0




(1)(d) Statement showing details of locked-in shares

Sr. No.	Name of the shareholder	Number of locked-in shares	Locked-in shares as a percentage of total number of shares {i.e., Grand Total (A)+(B)+(C) indicated in Statement at para (1)(a) above}
1			0.00
2			0.00
3			0.00
4			0.00
5			0.00
6			0.00
7			0.00
8			0.00
9			0.00
TOTAL		0	0.00




(D)(a) Statement showing details of Depository Receipts (DRs)

Sr. No.	Type of outstanding DR (ADRs, GDRs, SDRs, etc.)	Number of outstanding DRs	Number of shares underlying outstanding DRs	Shares underlying outstanding DRs as a percentage of total number of shares {i.e., Grand Total (A)+(B)+(C) indicated in Statement at para (D)(a) above}
1				0.00
2				0.00
3				0.00
4				0.00
5				0.00
6				0.00
7				0.00
8				0.00
9				0.00
TOTAL		0	0	0.00




(D)(b) Statement showing holding of Depository Receipts (DRs), where underlying shares held by "promoter/promoter group" are in excess of 1% of the total number of shares

Sr. No.	Name of the DR Holder	Type of outstanding DR (ADRs, GDRs, SDRs, etc.)	Number of shares underlying outstanding DRs	Shares underlying outstanding DRs as a percentage of total number of shares i.e., Grand Total (A)+(B)+(C) indicated in Statement at para (D)(a) above;
1				0.00
2				0.00
3				0.00
4				0.00
5				0.00
6				0.00
7				0.00
8				0.00
9				0.00
TOTAL			0	0.00



Statement Showing Shareholding Pattern, if more than one class of securities/shares issued by the issuer

		Table (III)(a)					
Category code	Category of Shareholder	CLASS X (III)	CLASS Y (IV)	CLASS Z (V)	Total Voting Rights (III+IV+V)	As a percentage of (A+B)	As a percentage of (A+B+C)
(A)	Shareholding of Promoter and				As a percentage of (A+B) ¹	As a percentage of (A+B+C)	
1	Indian						
(a)	Individuals/ Hindu Undivided Family	NA	NA	NA	NA		
(b)	Central Government/ State Government(s)	NA	NA	NA	NA		
(c)	Bodies Corporate	NA	NA	NA	NA		
(d)	Financial Institutions/ Banks	NA	NA	NA	NA		
(e)	Any Others (Specify)						
(e-i)	Trust						
(e-ii)	Society	NA	NA	NA	NA		
(e-iii)	Educational Institution						
	Sub Total(A)(I)	NA	NA	NA	NA	NA	NA
2	Foreign						
a	Individuals (Non-Residents Individuals/ Foreign Individuals)	NA	NA	NA	NA		
b	Bodies Corporate	NA	NA	NA	NA		
c	Institutions	NA	NA	NA	NA		
d	Any Others (Specify)	NA	NA	NA	NA		
d-i							
d-ii							



(c)	Qualified Foreign Investor	NA	NA	NA	NA	NA	NA	NA	NA
(d)	Any Other (Specify)	NA	NA	NA	NA	NA	NA	NA	NA
	Sub-Total (B)(2)	NA	NA	NA	NA	NA	NA	NA	NA
(B)	Total Public Shareholding (B)= (B)(1)+(B)(2)	NA	NA	NA	NA	NA	NA	NA	NA
	TOTAL (A)+(B)	NA	NA	NA	NA	NA	NA	NA	NA
(C)	Shares held by Custodians and against which Depository Receipts have been issued								
1	Promoter and Promoter Group	NA	NA	NA	NA	NA	NA	NA	NA
2	Public	NA	NA	NA	NA	NA	NA	NA	NA
	Sub-Total (C)	NA	NA	NA	NA	NA	NA	NA	NA
	GRAND TOTAL (A)+(B)+(C)	NA	NA	NA	NA	NA	NA	NA	NA

