



Introductory sub-table (I)(a)


Name of the Company: JAY BHARAT MARUTI LIMITED			
Scrip Code, Name of the scrip, class of security: 520066/JAYBARMARU/EQUITY			
Quarter ended: 30th September 2014			
Partly paid-up shares:-		As a % of total no. of partly paid-up shares	As a % of total no. of shares of the company
Held by promoter/promoter group	0	0	0
Held by public	0	0	0
Total - D	0	0	0
Outstanding convertible securities:- No. of outstanding securities		As a % of total no. of shares of the company, assuming full conversion of the convertible securities	
Held by promoter/promoter group	0	0	0
Held by public	0	0	0
Total - E	0	0	0
Warrants:-		As a % of total no. of warrants	As a % of total no. of shares of the company, assuming full conversion of warrants
Held by promoter/promoter group	0	0	0
Held by public	0	0	0
Total - F	0	0	0
Total paid-up capital of the company, assuming full conversion of warrants and convertible securities		21650000	100



Statement Showing Shareholding Pattern										
Category code	Category of Shareholder	Number of Shareholders	Table (I)(a)				Total shareholding as a percentage of total number of shares		Shares Pledged or otherwise encumbered	
			Total number of shares	Number of shares held in dematerialized form	As a percentage of (A+B) ¹	As a percentage of (A+B+C)	Number of shares	(IX) = (VIII)/(IV) * 100		
			(IV)	(V)	(VI)	(VII)	(VIII)			
(I)	(II)	(III)	(IV)	(V)	(VI)	(VII)	(VIII)	(IX)	(X)	
(A)	Shareholding of Promoter and Promoter Group ²									
1	Indian									
(a)	Individuals/ Hindu Undivided Family	9	3162950	3162950	14.61	14.61	0	0.00	0.00	
(b)	Central Government/ State Government(s)	0	0	0	0.00	0.00	0	0.00	0.00	
(c)	Bodies Corporate	5	9516350	9516350	43.96	43.96	0	0.00	0.00	
(d)	Financial Institutions/ Banks	0	0	0	0.00	0.00	0	0.00	0.00	
(e)	Any Others(Specify)	0	0	0	0.00	0.00	0	0.00	0.00	
(e-i)					0.00	0.00	0	0.00	0.00	
(e-ii)					0.00	0.00	0	0.00	0.00	
	Sub Total(A)(1)	14	12679300	12679300	58.56	58.56	0	0.00	0.00	
2	Foreign									
a	Individuals (Non-Residents Individuals/ Foreign Individuals)	0	0	0	0.00	0.00	0	0.00	0.00	
b	Bodies Corporate	0	0	0	0.00	0.00	0	0.00	0.00	
c	Institutions	0	0	0	0.00	0.00	0	0.00	0.00	
d	Any Others(Specify)	0	0	0	0.00	0.00	0	0.00	0.00	
d-i		0	0	0	0.00	0.00	0	0.00	0.00	




(c)	NR/OCBs	197	192965	101165	0.89	0.89	0	0.00
(c-i)					0.00	0.00	0	0.00
(c-ii)					0.00	0.00	0	0.00
	Sub-Total (B)(2)	10976	8953384	7621446	41.36	41.36	0	0.00
(B)	Total Public Shareholding (B)= (B)(1)+(B)(2)	10989	8970700	7631162	41.44	41.44	0	0.00
	TOTAL (A)+(B)	11003	21650000	20310462	100.00	100.00	0	0.00
(C)	Shares held by Custodians and against which Depository Receipts have been issued							
1	Promoter and Promoter Group	0	0	0		0.00	0	0.00
2	Public	0	0	0		0.00	0	0
	Sub-Total (C)	0	0	0		0	0	0
	GRAND TOTAL (A)+(B)+(C)	11003	21650000	20310462	100.00	100.00	0	0.00



Sr.No	Notes
1	
2	
3	
4	
5	
6	
7	
8	
9	

KILL



(V) Statement showing holding of securities (including shares, warrants, convertible securities) of persons belonging to the category "Promoter and Promoter Group"

Sr. No.	Name of the shareholder	Details of Shares held		Encumbered shares (*)		Details of warrants		Details of convertible securities		Total shares (including underlying shares assuming full conversion of warrants and convertible securities) as a % of diluted share capital
		Number of shares held	As a % of ground total (A)+(B)+(C)	No.	As a percentage (V)=(C)/(III)*100	As a % of grand total (A)+(B)+(C) of sub-clause (i)(a)	Number of warrants held	As a % total number of warrants of the same class	Number of convertible securities held	
		(III)	(IV)	(V)	(VI)	(VII)	(IX)	(X)	(XI)	(XII)
1	Murad Suzuki India Ltd.	6340000	29.28	0	0.00	0	0	0	0	0
2	ANS Holding Private Ltd.	2029000	9.37	0	0.00	0	0	0	0	0
3	Sanjay Singhal	1900400	8.78	0	0.00	0	0	0	0	0
4	IBM Industries Ltd.	616000	2.85	0	0.00	0	0	0	0	0
5	Sanjay Singhal (HUF)	500000	2.31	0	0.00	0	0	0	0	0
6	Shrey Singhal	445600	2.06	0	0.00	0	0	0	0	0
7	Ram Richhpal Agarwal	157200	0.73	0	0.00	0	0	0	0	0
8	Super Auto Industries (P) Ltd.	324000	1.50	0	0.00	0	0	0	0	0
9	A to Z Securities Ltd.	207350	0.96	0	0.00	0	0	0	0	0
10	Neelem Arya	106800	0.49	0	0.00	0	0	0	0	0
11	Surendra Kumar Arya	7200	0.03	0	0.00	0	0	0	0	0
12	Surendra Kumar Arya (HUF)	28800	0.13	0	0.00	0	0	0	0	0
13	Vishudha Devi Arya	12950	0.06	0	0.00	0	0	0	0	0
14	Nishant Arya	4000	0.02	0	0.00	0	0	0	0	0
	TOTAL	12679300	58.56	0	0.00	0	0	0	0	0

(*) The term "encumbrance" has the same meaning as assigned to it in regulation 2b(3) of the SAST Regulations, 2011



(III) (a) Statement showing the voting pattern of shareholders, if more than one class of shares/securities is issued by the issuer.
 (Give description of voting rights for each class of security.

Class X:
 Class Y:
 Class Z:)

Category code	Category of shareholder	Number of Voting Rights held in each class of securities			Total Voting Rights (III+IV+V)	Total Voting Rights i.e. (VI)	
		Class X	Class Y	Class Z		As a percentage of (A+B)	As a percentage of (A+B+C)
(II)	Promoter and Promoter-Group	(III)	(IV)	(V)	(VI)	(VII)	(VIII)
(1)	Indian						



(C)	Shares held by Custodians and against which Depository Receipts have been issued								
	GRAND TOTAL								
	(A)+(B)+(C)								

